

NEW!



Your Premier ADA Signage
PARTNER

At Matthews Architectural Products, we understand the challenges of complying with the rigorous ADA standards. Our knowledgeable project management and account teams will guide you through every step of your project to produce the highest quality sign that meets the latest ADA guidelines.

We offer a comprehensive selection of signage solutions with a multitude of design options. Whether you're looking for an affordable acrylic option, a sleek glass design, a modern or traditional metal or have existing signage you need to match, Matthews is your complete signage partner.

Our expert team and quality craftsmanship make it easy for you to design ADA compliant signs that meet your aesthetic, timing and budget.



CONTACT US TODAY!

SALESDESK@MATW.COM • 800.950.1317

matthewsid.com

QUICK TIPS FOR ADA SIGNAGE

Our experts can help you create an ADA compliant signage suite that also accomplishes your overall project goals.

Contact our knowledgeable team at 800.950.1317 or SALESDESK@MATW.COM to discuss your next ADA signage project.

Pictograms
Field should be at least 6"

Finish
Non-glare

Characters
Must all be in uppercase and not italic, oblique or script
Sans serif font
Raised text
Should be 5/8" minimum and 2" maximum

Braille
Grade 2

Location
Along the latch side of the door

Sign Height
Signs must be installed at least 48" high and no higher than 60"



4" x 16" • 1/8" Thickness
Aluminum • Design Fusion™ Finish
Painted Raster Braille • Custom Size & Shape

✓ **GRADE 2 BRAILLE - CONTRACTED**

•	••	•	••	•	•	••	••	•	••
e	x	i	t	st	a	i	r	s	

KEEP BRAILLE TRANSCRIPTIONS TOGETHER

NorthStream Clinic
EXAM ROOM

To make things easier for those who are visually impaired, it's required that all braille is grouped together in one section, and always located at the bottom of the sign.

✓

DOES YOUR SIGN REQUIRE BRAILLE?

Required
Signage identifying permanent rooms and/or spaces, such as restrooms or exam rooms.
Signage offering directions to permanent rooms and/or spaces such as those with arrows pointing to lobbies or exits.

Signage identifying rooms and/or places that frequently change are exempt from ADA requirements, such as signs displaying company names and addresses.

DOES YOUR SIGN REQUIRE PICTOGRAMS?

Required on signs for the handicapped	Recommended on common signage	Optional on all other signs

Taken from the 2010 ADA Standards from Accessible Design issued by the Department of Justice, Section 703, Signs. Additional signage needed to be Title 24 compliant, applies to California only.

ACRYLIC



6" x 8" • 1/4" Thickness
Pressed Acrylic



6" x 8" • 1/8" Thickness
Pressed Acrylic

BRAILLE OPTIONS



Digital Layered Print Braille

Our Direct Jet printer uses LED UV ink and light to print full color images, layered surfaces and textured print that are instantly cured. This process creates an innovative, high-quality signage printing solution that is ideal for both interior and exterior use. Digital layered print offers the most design options for braille signage.



Pressed Braille

With pressed braille, each sign is crafted as one-piece, ensuring that molded text and braille stay in place. Both the top and/or subsurface can be painted or digitally printed with a graphic of your choice.



10" x 8" • 3/16" Thickness
Pressed Acrylic • 2-Color Painted • Custom Size & Shape

Choose acrylic ADA signage by Matthews for a cost-effective, yet durable signage solution. We craft our high-quality pressed acrylic solution as one-piece to ensure that molded text and braille stay in place. We also offer economical acrylic solutions with both rounded and domed braille options, making it easy to meet ADA requirements.



6" x 3" • 1/8" Thickness
Pressed Acrylic • 2-Color Painted


ACRYLIC SPECIFICATIONS

1. **Materials**
 - a. Clear Acrylic
2. **Braille Options**
 - a. Digital Layered Print
 - b. Pressed
3. **Background Colors**

We can match a variety of colors including any Pantone Color. Painted or digitally printed.
4. **Thicknesses***
 - a. 1/16" - *Digital Layered Print Only*
 - b. 1/8"
 - c. 3/16"
 - d. 1/4"
5. **Standard Sizes***
 - a. 4" x 2"
 - b. 5" x 3"
 - c. 4" x 4"
 - d. 4" x 8"
 - e. 6" x 8"
 - f. 8" x 9"
 - g. 8" x 12"
 - h. 12" x 14"
 - i. 14" x 16"
6. **Finishes****
 - a. DesignFusion™
 - b. Digital Print Graphic
 - c. Subsurface Digital Print

***optional*
7. **Textures**

Textured print available
8. **Corner Options**
 - a. Radius
 - b. 90°
9. **Edge Options**
 - a. 90°
10. **Edge Finishes**
 - a. Standard (CNC Finish)
 - b. Painted



*Other sizes and thicknesses available upon request.

ENHANCE YOUR SIGN WITH OUR DISTINCTIVE FINISHES

DesignFusion™

Apply designs such as natural wood or stone to just about any raised or recessed surface with this in-house finishing option that bonds patterns and colors directly to the materials creating a high-end finish at a fraction of the price.

Digital Print Graphics

Full color graphics, including photographs, can be digitally printed on the top surface to create highly personalized signage.

Subsurface Digital Print

In addition to the top surface, the subsurface can also be digitally printed with full color images to create a more versatile product that outlasts other alternatives.



METAL



6" x 8" • 1/8" Thickness
Aluminum • Painted • Digital Layered Print Braille



6" x 8" • 1/8" Thickness
Commercial Bronze • Light Oxidized Finish • Etched Braille



8" x 4" • 1/8" Thickness
Full Painted Zinc • Etched Braille

Choose Matthews' ADA metal signage when you want to convey a sense of permanence and prestige. Our metal signs offer fine detail, crisp text and deep etchings, ensuring your message is easy to read and compliant with ADA guidelines. With seven different material options that can be customized to meet your exact design specifications, we have an option for every budget.

BRaille OPTIONS



Digital Layered Print Braille

Our Direct Jet printer uses LED UV ink and light to print full color images, layered surfaces and textured print that are instantly cured. This process creates an innovative, high-quality signage printing solution that is ideal for both interior and exterior use. Digital layered print offers the most design options for braille signage.



Etched Braille

Braille and text are deep etched onto your choice of metal resulting in a clean, detailed look. To comply with ADA requirement, deep-etching must be .032".



Raster Braille


Small holes are drilled and filled with brass or stainless-steel beads that result in dome-shaped braille dots. Pair with tactile letters for a premium look. *Additional fees apply.*

METAL SPECIFICATIONS

- Metal Choices**
 - Commercial Bronze
 - Stainless Steel
 - Aluminum
 - Zinc
 - Copper
 - Brass
 - Muntz Metal
- Braille Options**
 - Digital Layered Print
 - Etched
 - Raster
- Standard Sizes***
 - 4" x 2"
 - 5" x 3"
 - 4" x 4"
 - 4" x 8"
 - 6" x 8"
 - 8" x 9"
 - 8" x 12"
 - 12" x 14"
 - 14" x 16"
- Thicknesses***
 - 1/16"
 - 1/8"
 - 3/16"
 - 1/4" - *unavailable in zinc unless laminate*
- Finishes**
View pages 14 & 15 for full list of finishes
- Paint Colors**
 - Dark Bronze M-313
 - Medium Bronze M-312
 - Light Bronze M-311
 - Black
 - Dark Brown
 - Golden Bronze M-40
 - Dark Grey M-9
 - Medium Grey M-8
 - Light Grey M-5
 - Beige M-65
 - Cream M-71
 - Ivory M-58
 - Dark Blue M-28
 - Medium Blue M-25
 - Light Blue M-20
 - Maroon M-118
 - Dark Red M-115
 - Red M-107
 - Green M-38
 - Orange M-102
 - White
- Protective Coating**
 - Satin
 - Matte
- Corner Options**
 - Radius
 - 90°
- Edge Options**
 - 90°
 - Beveled



Paint Colors



Custom Colors Also Available

Custom-matched color \$110 additional (minimum) charge. Submit PMS color matching system numerical designation.

Color swatches are intended to represent the actual painted colors as closely as possible, however, the final color may vary slightly from this sample.

CHOOSE THE BEST METAL FOR YOUR PROJECT

COMMERCIAL BRONZE

Our highest quality metal, commercial bronze offers a traditional look that withstands the test of time.



STAINLESS STEEL

The strongest silver toned metal, stainless steel provides a clean and modern look for contemporary spaces.

ALUMINUM

Our most cost-effective silver toned metal, aluminum offers a lightweight option that you can upgrade with a decorative finish.

ZINC

Our second most cost-effective silver metal option, zinc is more durable than aluminum and can be painted to match your branding.

COPPER

The brightest and most unique of our red metals, copper has a truly distinctive and luxurious look while providing excellent functionality.

BRASS

Brass is a timeless and durable metal with an aesthetic that spans from classic to contemporary, depending on the application and finish.

MUNTZ METAL

Muntz metal has a warm yellow appearance that is as striking as it is durable.

METAL FINISHES



**COMMERCIAL
BRONZE**

Copper Development Association
Alloy C22000; 90% Copper,
10% Zinc


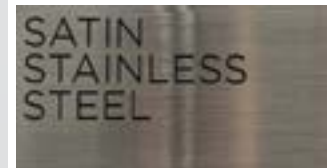


ORBITAL FINISH
ALSO AVAILABLE



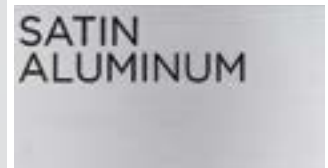
**STAINLESS
STEEL**

Standard: Alloy 304
Optional: Alloy 316



ALUMINUM

Aluminum Association
Standard: Alloy 6061


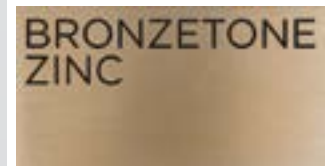


ORBITAL FINISH
ALSO AVAILABLE



ZINC

Max Size 24" x 36"



ORBITAL FINISH
ALSO AVAILABLE




COPPER

Copper Development Association
C11000

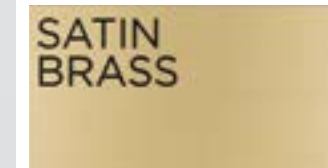


ORBITAL FINISH
ALSO AVAILABLE



BRASS

Copper Development Association
Alloy C26000; 70% Copper,
30% Zinc

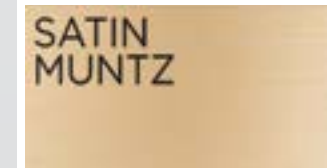


ORBITAL FINISH
ALSO AVAILABLE



**MUNTZ
METAL**

Copper Development Association
Alloy C28000; 60% Copper,
40% Zinc



ORBITAL FINISH
ALSO AVAILABLE



6" x 8" • 1/8" Thickness
Zinc • Bronzestone Finish
Etched Braille



4" x 16" • 1/8" Thickness
Aluminum • Design Fusion™ Finish
Painted Raster Braille • Custom Size
& Shape

GLASS



4" x 8" • 1/4" Thickness
Low Iron Glass • Etched Braille



6" x 8" • 1/8" Thickness
Low Iron Glass • Digital Layered Print Braille • Painted

BRAILLE OPTIONS



Digital Layered Print Braille*

Braille is printed via our Direct Jet printer using LED UV ink and light to print layered surfaces and textured print.

** Raised surfaces must be painted with a PMS color.*



Etched Braille*

Artwork, letters and braille are all reversed etched with a depth of 1/32". We then paint the top and/or back surface of the sign to create a contrast as specified in the ADA guidelines.



4" x 8" • 1/4" Thickness
Low Iron Glass • Etched Braille
Painted Front with Etched & Painted Back

Choose Matthews' ADA glass signage for a contemporary and natural look with sleek design lines and unobtrusive appearance. This signage is created from a single piece of glass and can be etched or digitally printed on both the top and subsurface. Our domed braille system generates braille dots that meet ADA guidelines and will not fall out. To avoid the appearance of fingerprints, a protective matte clear coating can be applied at an extra charge.



4" x 8" • 1/4" Thickness
Low Iron Glass • Etched Braille
Painted Front with Etched & Painted Back

GLASS EXPRESSIONS™ SPECIFICATIONS

1. **Materials**
 - a. Low Iron Glass
 - b. Green Edge Glass
2. **Braille Options**
 - a. Digital Layered Print
 - b. Etched
3. **Standard Sizes***
 - a. 4" x 2"
 - b. 5" x 3"
 - c. 4" x 4"
 - d. 4" x 8"
 - e. 6" x 8"
 - f. 8" x 9"
 - g. 8" x 12"
 - h. 12" x 14"
 - i. 14" x 16"
4. **Thickness***
 - a. 1/8" - *Digital Layered Print Only*
 - b. 3/16"
 - c. 1/4"
5. **Edge**
 - a. Flat Polished (*Small bevel of width not exceeding 1/16"*)
6. **Additional Finishes**
 - a. Painted
 - b. Frosted or Colored Backer



* Other sizes and thicknesses available upon request.

UPGRADE YOUR DESIGN WITH PAINTED GLASS

Incorporate paint to make your glass sign stand out. Create a unique look by etching and painting the glass on both the top and subsurface of the sign. Choose one or more colors to complement your branding and most importantly, create contrast to ensure your signage is ADA compliant.



Etched & Painted Front
with a Clear, Flat Back



Etched & Painted Front
with a Painted, Flat Back



Etched & Painted Front
with an Etched & Painted Back



Unpainted Front
with an Etched & Painted Back



Two NorthShore Center | Pittsburgh, PA 15212 | 800.950.1317 | matthewsid.com